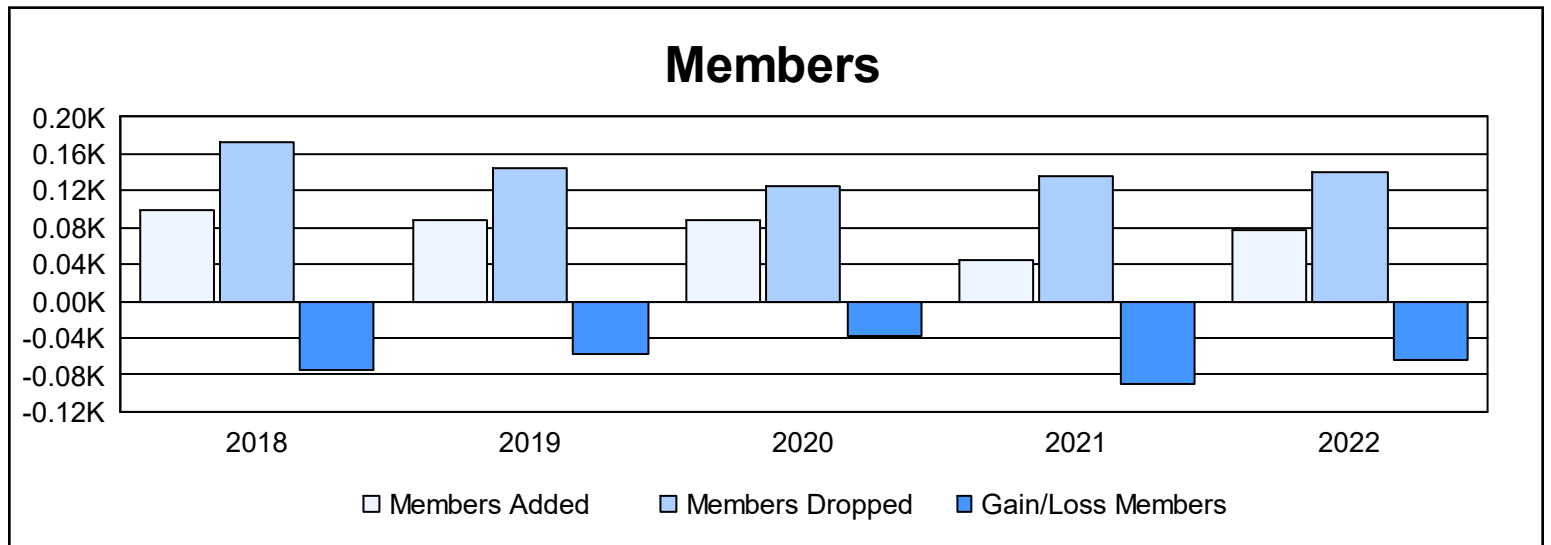
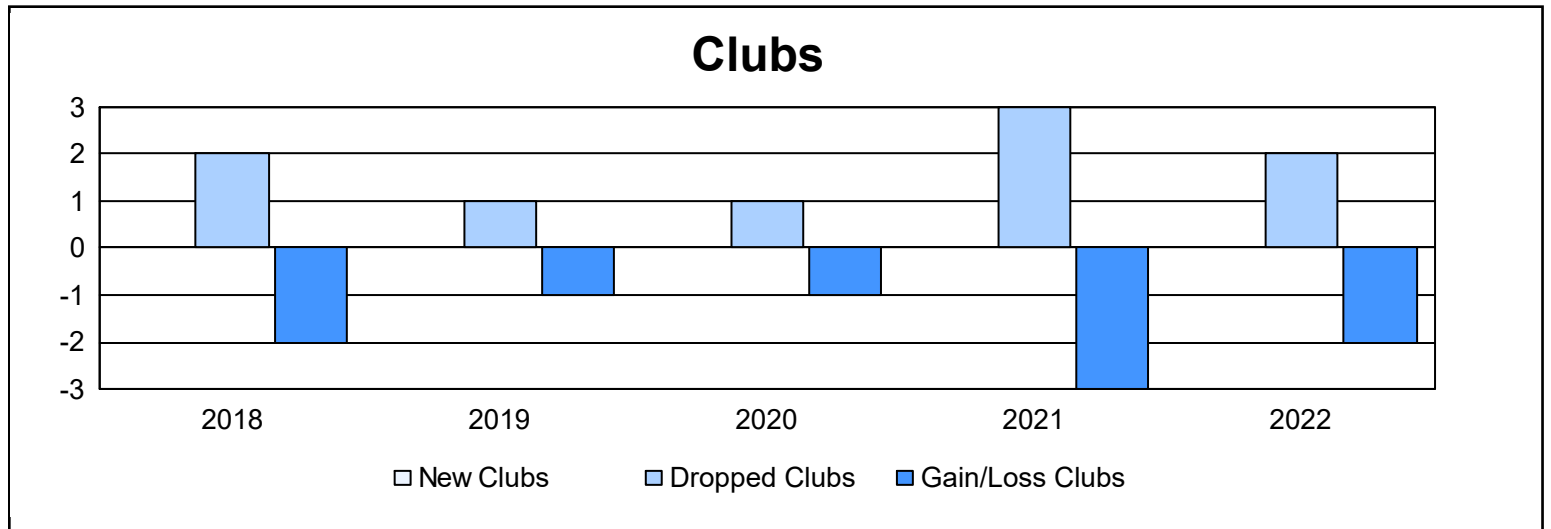
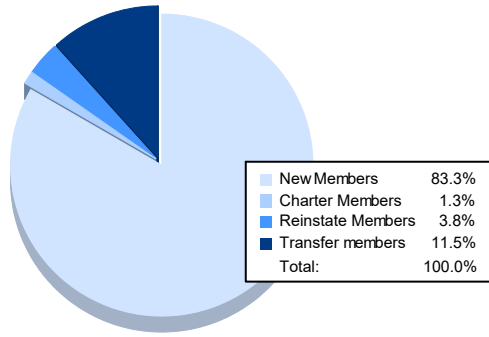


| Year | New Clubs | Dropped Clubs | Gain/ Loss Clubs | New Members | Charter Members | Reinstate Members | Transfer Members | Total Member Added | Total Members Dropped | Gain/ Loss Members |
|----------------|-----------|---------------|------------------|-------------|-----------------|-------------------|------------------|--------------------|-----------------------|--------------------|
| 2017-2018 | 0 | 2 | -2 | 80 | 2 | 2 | 14 | 98 | 173 | -75 |
| 2018-2019 | 0 | 1 | -1 | 77 | 2 | 1 | 8 | 88 | 145 | -57 |
| 2019-2020 | 0 | 1 | -1 | 81 | 0 | 0 | 6 | 87 | 125 | -38 |
| 2020-2021 | 0 | 3 | -3 | 37 | 1 | 1 | 6 | 45 | 135 | -90 |
| 2021-2022 | 0 | 2 | -2 | 65 | 1 | 3 | 9 | 78 | 141 | -63 |
| Average | 0 | 2 | -2 | 68 | 1 | 1 | 9 | 79 | 144 | -65 |



Membership Composition June 2022 Cumulative



Gender Composition June 2022 Cumulative

